

Oldies but Goodies—SUSBC

<p>Bd 77, Dlr N 3NT+1 S</p>	<p>♠ Q82 ♥ KJ1097 ♦ J10 ♣ Q53</p>	<p>N Kevin Rosenberg</p>												
<p>W John Hurd</p>	<p>♠ K10975 ♥ 864 ♦ AQ94 ♣ 9</p>	<p>E Jenny Wolpert</p>												
<p>0 0</p>	<p>♠ J6 ♥ A3 ♦ K2 ♣ AKJ10876</p>	<table border="1"> <tr><th>W</th><th>N</th><th>E</th><th>S</th></tr> <tr><td></td><td>P</td><td>P</td><td>3NT*</td></tr> <tr><td>P</td><td>P</td><td>P</td><td></td></tr> </table>	W	N	E	S		P	P	3NT*	P	P	P	
W	N	E	S											
	P	P	3NT*											
P	P	P												
<p>S JoAnna Stansby</p>														

On Board 77 from the Mixed RR, Rosenberg/Stansby used a seldom played convention to get to a NT game without giving their opponents the benefit of an auction.

After two passes, JoAnna Stansby opened 3NT to play. This is not a gambling bid with nothing outside. It is not defined with a point range. It is simply a trick-taker that is likely to produce nine tricks in no-trump.

John Hurd, on lead with the West hand could be fairly certain this was based on a long club suit

with “something” in the side suits. As one would against a true gambling 3NT, John led his diamond ace hoping for encouragement from his partner to continue diamonds or a helpful signal to point him in the right direction. Unfortunately for Hurd, the traditional lead of the ST was the winner... but only if partner won the SA and found the shift to a diamond through declarer’s Kx.

Once the DA was led, there was no defense to defeat 3NT. Stansby collected ten tricks and 12 IMPs for her efforts.

At the other table, Jenkins/Moss reached 4H on this auction:

The opponents actively competed in spades. Jenkins cued 3S hoping for a stopper in Moss’s hand but it sounded to Moss like a cue bid in support of hearts. Dutifully, Brad bid 4H and was unable to take ten tricks when Caprera led the SA; Annie discouraged and David made the obvious diamond shift through the Kx.

W	N	E	S
	P	P	1♣*
1♠	2♥	2♠	3♠
P	4♥	P	P
P			

Brenner Moss Caprera Jenkins

Ed. Note:

With the delayed broadcasting in the Round Robin, it is especially challenging to review and write up the hands. If anyone has a hand of interest, please alert me by email at [stansubeck@prodigy.net](mailto:stansubeck@prodigy.net). Human interest stories, news or gossip are also welcome!! Thanks. Also, you might want to keep this issue handy. It contains some all-purpose information on tournament format and kibitzing for both the online and F2F events.

Suzi

**USBF President**  
Brad Moss

**USBF Vice President**  
Kate Aker

**USBF COO & Secretary**  
Jan Martel

**USBF CFO & Treasurer**  
Stan Subeck

**USBF Recorder**  
Jack Oest

**Director**  
McKenzie Myers  
Chris Wiegand  
Will Watson (Senior Online)

**Tournament Organizer**  
Jan Martel

**Software Expert**  
Al Hollander

**VuGraph Organizer**  
Chris Wiegand

**Appeals Administrators**  
Suzi Subeck, Chairman

Bill Arlinghaus  
Martha Katz

**Appeals Panel:**  
Cheri Bjerkan  
Mark Feldman  
Ron Gerard


Marty Hirschman  
George Jacobs  
Rich DeMartino

Ralph Katz  
Michael Kamil  
Kerri Sanborn  
Danny Sprung  
Joann Sprung

**Bulletin Editor**  
Suzi Subeck

**Photographer**  
Peg Kaplan

**Hospitality Chair**  
Julie Arbit



# Teams Entered

<b>Beatty</b>	<b>Steve Beatty, Capt</b> <b>Jim Foster</b> <b>Jeff Roman</b>	<b>Fred Stewart</b> <b>Bryan Howard</b> <b>Ralph Buchalter</b>
<b>Bramley</b>	<b>Bart Bramley, Capt</b> <b>Dan Morse</b>	<b>Kit Woolsey</b> <b>Pratap Rajadhyaksha</b>
<b>Cappelli</b>	<b>Bob Cappelli, Capt</b> <b>Dave Caprera</b> <b>Gloria Bart</b>	<b>Bob Bitterman</b> <b>Anne Brenner</b> <b>Les Bart</b>
<b>Fox</b>	<b>Jim Fox, Capt</b> <b>Neil Chambers</b>	<b>Jerry Helms</b> <b>Allan Graves</b>
<b>Gupta</b>	<b>Naren Gupta, Capt</b> <b>Hemant Lall</b> <b>David Berkowitz</b>	<b>Zia Mahmood</b> <b>Steve Garner</b> <b>Alan Sontag</b>
<b>Kahn</b>	<b>Allen Kahn, Capt</b> <b>Mel Colchamiro</b> <b>Rick Binder</b>	<b>Jeffrey Rothstein</b> <b>Bob Feller</b> <b>Alan Watson</b>
<b>Levine</b>	<b>Mike Levine</b> <b>Jeff Meckstroth</b> <b>Mark Lair</b> <b>Bob Morris, NPC</b>	<b>Eddie Wold</b> <b>Mike Passell</b>
<b>Lewis</b>	<b>Linda Lewis, Capt</b> <b>Ron Smith</b> <b>Doug Doub</b>	<b>Paul Lewis</b> <b>Billy Cohen</b> <b>John Stiefel</b>
<b>Reynolds</b>	<b>Tom Reynolds, Capt</b> <b>William Hall</b> <b>Randy Howard</b>	<b>Lance Kerr</b> <b>Joe Viola</b> <b>John Jones</b>
<b>Simson</b>	<b>Doug Simson, Capt</b> <b>Drew Casen</b> <b>John Schermer</b>	<b>Jeff Aker</b> <b>Jim Krekorian</b> <b>Venkatrao Koneru</b>





# Online Schedule

ROUND ROBIN			
DAY	DATE	TIME - EDT	BOARDS
FRIDAY	OCT. 1	11:30 AM	CAPTAINS' MEETING WITH DIC (ON ZOOM)
FRIDAY	OCT. 1	12:00 - 1:20	ROUND 1 - BOARDS 1-10
		1:40 - 3:00	ROUND 2 - BOARDS 11-20 60 MINUTE BREAK
		4:00 - 5:20	ROUND 3 - BOARDS 21-30
		5:40 - 7:00	ROUND 4 - BOARDS 31-40
SATURDAY	OCT. 2	12:00 - 1:20	ROUND 5 - BOARDS 41-50
		1:40 - 3:00	ROUND 6 - BOARDS 51-60 60 MINUTE BREAK
		4:00 - 5:20	ROUND 7 - BOARDS 61-70
		5:40 - 7:00	ROUND 8 - BOARDS 71-80
		7:20 - 8:40	ROUND 9 - BOARDS 81-90

# F2F Schedule

DAY	DATE	TIME - CDT	BOARDS
QUARTER-FINAL			
FRIDAY	OCT. 22	8:00 PM	CAPTAINS' MEETING WITH DIC (ON ZOOM)
SATURDAY	OCT. 23	10:00 - 12:10	SEGMENT 1 BOARDS 1-15
		12:25 - 2:35	SEGMENT 2 BOARDS 16-30 70 MINUTE LUNCH BREAK
		3:45 - 5:55	SEGMENT 3 BOARDS 31-45
		6:10 - 8:20	SEGMENT 4 BOARDS 46- 60
SUNDAY	OCT. 24	10:00 - 12:10	SEGMENT 5 BOARDS 1-15
		12:25 - 2:35	SEGMENT 6 BOARDS 16-30 70 MINUTE LUNCH BREAK
		3:45 - 5:55	SEGMENT 7 BOARDS 31-45
		6:10 - 8:20	SEGMENT 8 BOARDS 46-60
SEMI-FINAL & USA2 STAGE 1			
MONDAY	OCT. 25	10:00 - 12:10	SEGMENT 1 BOARDS 1-15
		12:25 - 2:35	SEGMENT 2 BOARDS 16-30 70 MINUTE LUNCH BREAK
		3:45 - 5:55	SEGMENT 3 BOARDS 31-45
		6:10 - 8:20	SEGMENT 4 BOARDS 46- 60
TUESDAY	OCT. 26	10:00 - 12:10	SEGMENT 5 BOARDS 1-15
		12:25 - 2:35	SEGMENT 6 BOARDS 16-30 70 MINUTE LUNCH BREAK
		3:45 - 5:55	SEGMENT 7 BOARDS 31-45
		6:10 - 8:20	SEGMENT 8 BOARDS 46-60
FINAL & USA2 QUARTERFINAL & SEMIFINAL			
WEDNESDAY	OCT. 27	10:00 - 12:10	SEGMENT 1 BOARDS 1-15
		12:25 - 2:35	SEGMENT 2 BOARDS 16-30 70 MINUTE LUNCH BREAK
		3:45 - 5:55	SEGMENT 3 BOARDS 31-45
		6:10 - 8:20	SEGMENT 4 BOARDS 46- 60
THURSDAY	OCT. 28	10:00 - 12:10	SEGMENT 5 BOARDS 1-15
		12:25 - 2:35	SEGMENT 6 BOARDS 16-30 70 MINUTE LUNCH BREAK
		3:45 - 5:55	SEGMENT 7 BOARDS 31-45
		6:10 - 8:20	SEGMENT 8 BOARDS 46-60
USA2 FINAL			
FRIDAY	OCT. 29	10:00 - 12:10	SEGMENT 1 BOARDS 1-15
		12:25 - 2:35	SEGMENT 2 BOARDS 16-30 70 MINUTE LUNCH BREAK
		3:45 - 5:55	SEGMENT 3 BOARDS 31-45
		6:10 - 8:20	SEGMENT 4 BOARDS 46- 60
SATURDAY	OCT. 30	10:00 - 12:10	SEGMENT 5 BOARDS 1-15
		12:25 - 2:35	SEGMENT 6 BOARDS 16-30 70 MINUTE LUNCH BREAK
		3:45 - 5:55	SEGMENT 7 BOARDS 31-45
		6:10 - 8:20	SEGMENT 8 BOARDS 46-60

10 Boards (Blitz is 48 IMPs)								
Margin	Winner	Loser	Margin	Winner	Loser	Margin	Winner	Lose
0	10.00	10.00	17	15.29	4.71	34	18.44	1.56
1	10.39	9.61	18	15.52	4.48	35	18.58	1.42
2	10.77	9.23	19	15.75	4.25	36	18.71	1.29
3	11.14	8.86	20	15.97	4.03	37	18.84	1.16
4	11.50	8.50	21	16.18	3.82	38	18.97	1.03
5	11.85	8.15	22	16.39	3.61	39	19.10	0.90
6	12.18	7.82	23	16.59	3.41	40	19.22	0.78
7	12.51	7.49	24	16.78	3.22	41	19.33	0.67
8	12.83	7.17	25	16.97	3.03	42	19.44	0.56
9	13.14	6.86	26	17.16	2.84	43	19.55	0.45
10	13.43	6.57	27	17.34	2.66	44	19.66	0.34
11	13.72	6.28	28	17.51	2.49	45	19.76	0.24
12	14.00	6.00	29	17.68	2.32	46	19.86	0.14
13	14.28	5.72	30	17.84	2.16	47	19.96	0.04
14	14.54	5.46	31	18.00	2.00	48	20.00	0.00
15	14.80	5.20	32	18.15	1.85			
16	15.05	4.95	33	18.30	1.70			

## USBF 10 Board VP Scale ↑



# Kibitzing the Seniors

THERE WILL BE DEFERRED KIBITZING FOR ALL OF THE 2021 SENIOR USBC.

## ROUND ROBIN KIBITZING ON REALBRIDGE KIBITZ SITE

To kibitz, go to **the RealBridge kibitzing website**, enter your name and click on Log In. Select **Kibitz 2021 Senior USBC**. You will be taken to a lobby where you will see a list of tables on the left and a chat box and list of people in the lobby on the right. The table listing shows the team & player names at each table, as well as the board number and trick being played. There will be information about the number of kibitzers at a table and whether there is audio/video commentary (a picture of a TV means there is). Click on a table to kibitz there.

At the table, you will see a hand diagram, and the bidding and play as it happened.

There is a chat window on the right of the screen. Anyone can type chat into the chat window.

Above the chat window are two dropdowns, for video commentary. If you want to hear someone who is commenting, select their name from one of the dropdowns. If two people are commenting, select both of them, **one from each dropdown**. The option "BROADCAST MY VIDEO" is for commentators - if you select this, your commentary will be available to anyone who wants to listen to you.

For more information, go to the **RealBridge help page for spectators**:

## KIBITZ TIMES - ALL TIMES ARE EDT

### FRIDAY, 10/1

Round 1: 1:30 pm

Round 2: 3:00 pm

break

Round 3: 5:30 pm

Round 4: 7:00 pm

### SATURDAY, 10/2

Round 1: 1:30 pm

Round 2: 3:00 pm

break

Round 3: 5:30 pm

Round 4: 7:00 pm

Round 5: 8:30 pm

All right everyone, line up alphabetically according to your height.

Casey Stengel



## KO KIBITZING ON LOVEBRIDGE (MORE ON LOVEBRIDGE KIBITZING ON PAGE 5)

### KIBITZING SCHEDULE FOR THE KO (EDT)

Segment 1: 12:00 noon

Segment 2: 2:30 pm

BREAK

Segment 3: 6:00 pm

Segment 4: 8:00 pm

NEXT DAY

Segment 5: 12:00 noon

Segment 6: 2:30 pm

BREAK

Segment 7: 8:00 pm

Segment 8: 10:15 pm

Age is something that doesn't matter, unless you are a cheese.

Luis Bunuel

Watching experts is the key  
To learning just how good they be.

I may never be the same  
But watching does improve my game!

## KO KIBITZING ON LOVEBRIDGE

You can follow the USBC on the <https://vugraph.lovebridge.com/> website. The stream is delayed; go to the schedule below for starting times for each segment.

**Popcorn time!** Do you want to listen to commentary? Search for the TV icon! It will send you to the page where you can choose from the available live commentary. If it doesn't do anything, no one is commenting.

**Nail biting!** Do you want to be deeply involved? Choose the "Match view" at the starting page of your event. Your screen will be divided into four small screens – two of them showing the two tables of match you choose, the other two having the scoresheet for your match and the current scores of the other matches. In the 2x2 view you can also personalize the content in all your windows. (The 2x2 view is not available on mobiles.)

**Think together!** When watching a table, click on a name and choose "Kibitz". Instead of seeing all 4 hands, you will see what the player sees, and you can decide what you would do and see whether your chosen player agrees.


**More Information:** Be well informed and tell your friends: while following the play, you can click many items. The image of the sticker with the number of the board (upper right) takes you to the results of the board, in the bottom right corner the arrow takes you the scoresheet, the DDS shows the double dummy analyses, beside that there is a button for the other table of the same match, at the top left corner you can see the bidding with alerts and the explanations (mouse over), the tricks already played, and the double dummy analysis for the available number of tricks with the par score.

**Navigation icons:** while surfing here and there in the vugraph, or amongst the archive sessions, there are icons to help you. You can always go back to the main page with the "house" or to the standings with the "scores". If you cannot see the icons, move your mouse, or touch your screen and they pop up immediately. There is also a built-in back button because the back button of your browser will always take you to the starting page. If this is not what you wanted, push next in your browser and you can continue where you were.

**Replay:** After the event you can find every board from every table easily. While replaying the hands, the only surprise can be the way "next board" button works. If you have arrived from a scoresheet, it navigates through the scoresheet. If you have arrived from a screen where the results were shown for a given board then the same buttons move you through list. Push every button and enjoy!

**For All Events**  
**(Open, Mixed, Seniors, Womens)** ↑ ↑ ↑  
**F2F from Schaumburg, IL**

**Preparing**  
**to Watch**  
**the KO's**  
**in Schaumburg**



My grandmother started walking five miles a day when she was sixty. She's ninety-seven now, and we don't know where the hell she is. Ellen DeGeneres

What's another word for Thesaurus? Steven Wright

It's amazing that the amount of news that happens in the world every day always just exactly fits the newspaper. Jerry Seinfeld

Always remember that you are absolutely unique. Just like everyone else. Margaret Mead

## Quotes to Consider!

# Meet the Players...

## Mel Colchamiro

Professional teacher, player, writer, author of best-selling "How You Can Play Bridge Like an Expert (without having to be one)". Mel also wrote a column for the ACBL Bulletin called "Claim With Colchamiro." He was an ACBL Bulletin panelist for "It's Your Call." Mel is a full-time bridge teacher in the NYC area.

Proud 80% game winner in Nov. 2009--42% in afternoon, 38% at night!

### Bridge Information

#### Favorite Bridge Memory

Playing in Team Trials (and he is back in this Seniors event on the Kahn team)

#### Bridge Accomplishments

1 National event victory; 7 times 2nd or 3rd.

#### Member of Bridge Club(s)

Franklin Bridge Centre, Franklin Square LI NY

#### Favorite Tournaments

Nationals

#### Favorite Conventions


TYFT convention--"Take Your F-in' tricks"

#### BBO Username

mrmel

#### ACBL Ranking

Grand Life Master



#### Mel's Long Island Achievements:

LI Player of the Year

2008, 2003, 2001, 1999, 1998, 1997, 1996

LI Senior Player of the Year 2008

As we waited for a bus in the frosty weather, the woman next to me mentioned that she makes a lot of mistakes when texting in the cold. I nodded knowingly. "It's the early signs of hypothermia."

How do you drown a hipster? Throw him into the mainstream!

A Pennsylvania couple had trouble selling their home after strange apparitions and sounds forced them to admit in their ad that it was "slightly haunted." The Week asked its readers to put a more positive spin on the sales pitch:

- "A home suited for free spirits"
- "113-year-old Victorian, still cared for by original owners"

I recently stumbled upon my favorite new sports team. It's a woman's bowling squad called I Can't Believe It's Not Gutter.

## PUNishment!



# VuGraph Munchies

## Chicken and Sausage Cassoulet

### Ingredient Checklist

- 2 pounds boneless, skinless chicken thighs, patted dry
- 1 3/4 teaspoons kosher salt, divided
- 1 teaspoon black pepper, divided
- 1/2 cup olive oil or canola oil, divided
- 1 medium-size yellow onion, chopped
- 6 ounces smoked sausage, such as kielbasa, halved lengthwise and cut crosswise into 1/2-inch pieces
- 3 garlic cloves, minced
- 1 tablespoon chopped fresh thyme, plus more for garnish
- 1/8 teaspoon ground allspice
- 1/4 cup dry white wine
- 2 tablespoons tomato paste
- 2 (15-ounce) cans white beans, such as Great Northern or cannellini, drained and rinsed
- 1 cup unsalted chicken stock
- 1 1/2 cups fresh breadcrumbs

### Instructions Checklist

- **Step 1**  
Preheat oven to 375°F. Season chicken thighs with 1 teaspoon salt and 1/2 teaspoon pepper. Heat 2 tablespoons oil in a large skillet over medium-high. Add chicken thighs, smooth side down. Cook, undisturbed, adjusting heat as necessary so thighs cook evenly without scorching, until edges turn opaque and bottoms are nicely browned, about 6 minutes. Flip and cook until internal temperature reaches 165°F, 4 to 5 minutes. Set aside on a plate. Do not wipe skillet clean.
- **Step 2**  
Return skillet and any drippings to medium heat. Add 1 tablespoon oil, onion, and sausage. Cook, stirring often, until onion is tender and light golden, about 6 minutes. Add garlic, thyme, allspice, remaining 3/4 teaspoon salt, and remaining 1/2 teaspoon pepper. Cook, stirring often, until heated through and fragrant, about 2 minutes. Add wine and tomato paste, and stir to combine. Bring to a simmer; cook, stirring often, 1 to 2 minutes. Add beans, stock, and 2 tablespoons oil; bring to a simmer.
- **Step 3**  
Shred chicken into bite-size pieces; add to onion mixture along with any drippings that have accumulated on the plate. Transfer to an 8- x 11-inch baking dish. Spread into an even layer. Toss breadcrumbs with remaining 3 tablespoons oil in a large bowl. Scatter breadcrumbs over bean mixture.
- **Step 4**  
Bake in preheated oven until heated through, top is browned, and sides are bubbly, about 20 minutes. (If baking from refrigerated, bake an additional 5 to 10 additional minutes.)



# Chicken and Biscuits in a Pot

## Ingredient Checklist

- 6 tablespoons unsalted butter
- 2 shallots, thinly sliced
- 1/2 pound shiitake mushrooms, stemmed and thinly sliced
- 1 large carrot, cut into 1/3-inch chunks
- 1/2 cup dry white wine
- 1 1/4 cups plus 1 tablespoon self-rising flour
- 2 1/2 cups low-sodium chicken broth
- Salt
- Freshly ground pepper
- 3 cups shredded rotisserie chicken
- 1/2 cup frozen baby peas
- 1 tablespoon chopped sage
- 1 tablespoon chopped thyme
- 1/2 cup plus 2 tablespoons whole milk

## Instructions Checklist

*(Recipes continued on page 9)*

- **Step 1**  
Preheat the oven to 425°. In a large Dutch oven or enameled cast-iron casserole, melt 2 tablespoons of the butter. Add the shallots, mushrooms and carrot chunks and cook over moderate heat, stirring, until the shallots and mushrooms are softened, about 8 minutes. Add the wine and cook until completely evaporated, about 1 minute. Stir in the 1 tablespoon of flour and the broth and bring to a boil. Season with salt and pepper. Simmer until thick, about 3 minutes. Stir in the chicken and peas.
- **Step 2**  
In a food processor, combine the remaining 1 1/4 cups of flour with the remaining 4 tablespoons of butter and the chopped sage and thyme; pulse 5 times. Add the milk; pulse just until a soft dough forms.
- **Step 3**  
Using a small ice cream scoop or a tablespoon, scoop 20 balls of dough over the chicken stew. Bake in the center of the oven for 25 minutes. Turn on the broiler and broil for 1 to 2 minutes, until the biscuits are golden. Let rest for 5 minutes before serving.

## World Bridge News:

On September 29, the hearing before the National Sports Judge in Italy was held, following the Public Prosecutor's request to reject the results of the Open Trials held on September 16th.

The National Sports Judge (Riccardo de Lodi), the five team captains signed up for the event (Bortoletti, Burgay, DeMichelis, Vinci, Zaleski), the FIGB Secretary (Frola) and the Chief Director (Riccardi) attended the hearing along with the President of the Italian Federation (Natoli) and the Public Prosecutor (Bianchi).

The outcome of the hearing will likely be published by October 7th.

Source: Neapolitan Club





## Meatballs

- 12 ounces leftover roast beef, veal or pork (coarsely chopped)
- 3 tablespoons all-purpose flour
- 1 teaspoon baking powder
- 1 teaspoon salt
- ½ cup minced onion
- ¼ cup minced celery
- 1 garlic clove (minced)
- ¼ teaspoon dried thyme
- ¼ teaspoon freshly ground black pepper
- 3 large eggs (beaten)
- Vegetable oil (for frying)

## Sauce

- ¼ cup vegetable oil
- 3 garlic cloves (minced)
- ½ cup minced onion
- ½ teaspoon dried thyme
- ½ teaspoon dried oregano
- 28 ounces can diced tomatoes with their liquid
- ½ cup pitted green olives (coarsely chopped)
- Salt and freshly ground pepper

## Instructions Checklist

- **Step 1**  
Put the meat in a food processor and process until finely chopped. In a large bowl, mix the flour with the baking powder and salt. Add the chopped meat, onion, celery, garlic, thyme, pepper and eggs and mix with your hands until thoroughly blended. Form the mixture into 16 meatballs and flatten slightly.
- **Step 2**  
In a large skillet, heat 1/4 inch of oil until shimmering. Add the meatballs and cook over high heat until browned on the bottom. Turn the meatballs, reduce the heat to moderate and cook until browned on the second side, about 3 minutes. Transfer the meatballs to a large plate.
- **Step 3**  
In a medium saucepan, heat the oil. Add the garlic, onion, thyme and oregano and cook over moderate heat until softened, about 4 minutes. Add the tomatoes, cover and cook over moderate heat for 6 minutes, stirring occasionally. Using an immersion blender, puree the sauce until slightly chunky; alternatively, puree the sauce in a food processor and return the sauce to the saucepan.
- **Step 4**  
In a small saucepan, cover the olives with water and bring to a boil over high heat; drain well. Add the olives to the tomato sauce, season with salt and pepper and bring to a simmer. Add the meatballs, simmer until heated through and serve.



# Meatballs with Tomato Sauce

## Hospitality Information for Face-toFace in Schaumburg, IL

Because of Covid, we won't be able to provide the full, wonderful hospitality we have in the past, but we will do what we can.

Hosts Evvie Gilbert and Maya Alela for the Open and Women's and Julie Arbit and Christian Jolly for the Mixed and Seniors will be in our usual hospitality suite (Room 2321). They will provide grab and go breakfast and lunch each day, starting on Tuesday, Oct. 5<sup>th</sup>.

**Breakfast:** From 8-10 am. There will be individually packaged cereal, fruit, hard boiled eggs, bagels, and some hot options. Also individual butter, jam, peanut butter, and cream cheese, as well as condiment packages. They will be making coffee and will have individual packages of sugar, sweetener, and dairy & non-dairy creamers. For those of you who prefer Keurig coffee, that will also be available in the hospitality suite. We are limiting access to 6 players at any one time, so we ask that you come to the suite, pick up a large to go container and put the smaller packages in that to take with you as quickly as you can, and then go someplace else to eat. **Masks that cover your nose & mouth must be always worn in the Hospitality Suite.** There will be a hand sanitizer station near the door and we encourage you to sanitize your hands before choosing what to take.

**Lunch:** From 2-4 pm (the first half of play each day ends at 2:35; we encourage those of you who are sitting out the 2nd quarter to go early). There will be a main dish (sandwiches, chicken, main dish salads, pizza) as well as individually packaged tuna salad, green salad, cheese, fruit, and berries. Also all the individual packages of add-ons we have for breakfast. Water and soft drinks will be available in refrigerators.

**Let us know what you want:** If there is a menu for a future day's lunch hanging on the wall outside the Hospitality Suite, please mark what you want, so we have a better idea of what to order.

### Playing Rooms & Player's Break Room

We will have bottled water in the playing rooms and if there is a refrigerator in a playing room, we'll stock it with soft drinks.

We will also have bottled water in the Player's Break Room (1321), as well as soft drinks, Nespresso, some packaged snacks, and some fruit.

**Masks that cover your nose & mouth must be always worn in the Player's Break Room, so you may not eat and drink in the room.**



Julie Arbit



Christian  
Jolly



Won't be the same  
As days gone by...  
We want you safe,  
Give us a try!

# bid72

Work on your Partnership  
Try the App for Free



This app will connect you to bid72. All you need to do is scan it with your phone (Special thanks to my children and grandchildren for explaining how to accomplish this...)

Jan VanCleaf provided this so our readers could use it to improve their bidding and better build partnerships. Bid72 allows users to participate in bidding contests, bid random boards and get a rating based on their bidding, learn about “topic board” hands dedicated to conventions and special agreements, and to create, upload and bid your own boards.

For more information, email [info@bid72.com](mailto:info@bid72.com)


In addition, Bid72 has an excellent newsletter to which you can subscribe.

Now Available

## Bridge at the Top

*Behind the Screens*

Samantha Punch



*The interviews make the names we see on VuGraph come to life. The tips are tricks of the trade that will be useful to players of all levels. It is a fun and informative read.*

— Jill Levin

*...intimate and revealing pictures of who these stars are, how they got to the top, and what keeps them there. The interviews are absorbing reading and the advice will help players at any level. The suggestions on partnership and mental toughness are of particular note.*

— Chip Martel

In the course of her research project, *Bridge: A MindSport for All*, sociologist Dr. Samantha Punch has been able to speak with many of the world’s top bridge personalities. The best interviews are collected in this book, and they offer fascinating insight into what it takes to be a top player, coach or even sponsor. As a bonus, each subject offers their favorite bridge tip.

US\$22.95 | GBP 17.95  
978-1-77140-064-0

Available to order today from your favourite bookstore.

 Master Point Press

*Samantha Punch’s book is recently published and ready for your reading pleasure.*

*Sam is an amazing advocate of the game and while I have not yet read the book, based on her work with “Keep Bridge Alive” and more, I am certain you will want to have this volume in your collection!*

*Learn about the experts... how they think... what they think... and why they are so driven by a card game.*

Editor



Samantha



Board 80  
Dealer W  
EW Vul

♠ KJ42  
♥ 1052  
♦ Q103  
♣ A85

♠ 9865  
♥ KQ  
♦ AK974  
♣ K3

♠ AQ103  
♥ AJ76  
♦ 852  
♣ QJ

♠ 7  
♥ 9843  
♦ J6  
♣ 1097642

NT ♠ ♥ ♦ ♣  
N 2 2 2 1 5  
S 2 2 2 1 5  
E 11 11 10 11 7  
W 11 11 10 11 7

Par -660 3NT+2 EW

NS	EW	Contract	Lead	Score
Debbie Rosenberg & Andrew Rosenthal	Mark Aquino & Selen Hotamisligil	4♠-3 W	♥2	300
Paul Lewis & Linda Lewis	Giorgia Botta & Zach Grossack	4♠-1 W	♥2	100
Cheryl Mandala & Yul Inn	Kristen Onsgard & Nicolas Hammond	4♠-1 W	♦3	100
Joel Wooldridge & Janice Molson	John McAllister & Lilly Justman	4♠+1 W	♥2	650
Joe Grue & Anam Tebha	Ron Smith & Ljudmila Kamenova	4♠+1 W	♥2	650
Jacqueline Chang & Eric Gettleman	Lynne Feldman & Alex Kolesnik	4♠+1 W	♥2	650
Greg Hinze & Kay Enfield	Doug Doub & Yiji Starr	4♠+1 W	♥2	650
Brad Moss & Bronia Jenkins	Dave Caprera & Anne Brenner	4♠+1 W	♥2	650
Kevin Rosenberg & JoAnna Stansby	Jenny Wolpert & John Hurd	4♠+1 W	♥2	650
Will Watson & Geeske Joel	Migry Campanile & Chris Willenken	4♠+1 W	♥2	650
Tracey Bauer & Howard Parker	Irina Levitina & Stewart Rubenstein	3NT+2 W	♥10	660
Sheila Gabay & Adam Wildavsky	Mike Cappelletti & Allison Howard	3NT+2 W	♠2	660

Board 80 is a “Greeks Bearing Gifts” hand. The fact that the defenders did not lead a club appears favorable, however, it later becomes apparent that declarer will always succeed on a club lead! Absent a club lead, declarer faces some losing options. On a club lead, declarer has a club and a diamond to lose and needs to hold their spade losers to one. This is accomplished by taking the double finesse in spades. As the spades lie, declarer can collect 11 tricks on this line.

Without a club lead, declarer potentially has a chance to discard both their clubs on dummy’s hearts.

The two declarers in 3NT double hooked the spade and collect the same 11 tricks. Three of the 4S declarers failed to take 10 tricks when they tried to take advantage of the non-club lead by disdaining the double spade finesse. They discarded both their club losers, but it didn’t help them when they lost control of the hand and ran out of trump!

Grossack took only nine tricks in 4S. Paul Lewis led the H2. Zach won in hand, played a spade to the queen, a heart to the queen, a spade to the ace. Zach cashed the two high hearts, discarding two clubs while Paul discarded a club on the last heart. Two high diamonds were cashed and a third diamond went to North’s queen. Paul cashed the two boss spades and the CA. Contract down one. Hammond suffered the same fate as Grossack.

Rosenberg/Rosenthal defeated 4S three tricks. Rosenberg led the H2; Hotamisligil won her king, played a spade to the queen, returned to hand with the DA and played the S6 to the four and ace. Selen led a heart to her queen and played the C3 toward the dummy trying to steal a club trick. Rosenberg hopped with the ace, cashed her two high spades, eliminating the trump suit, and played a club to Selen’s king. Selen cashed her DK and conceded the rest of the tricks.

Initially, success on this hand appears to be based on playing the spade suit for one loser. Without the club lead, declarer has an extra chance but needs to be careful not to lose control. On a heart lead, declarer can cash the HK and Q and lead a spade to the queen. Declarer improves their odds by not cashing a second spade before cashing the 4th round of hearts. Based on the lead, North will be ruffing the 4th heart and declarer will lose no more than two spades and a diamond.

		2			6	7		
				3			4	
	7		1		5	9		
		5		4				
								2
	1		2				5	6
				8		5		4
		9			3			
	3							1

Sudoku 1

# Difficult Sudoku

Sudoku 2

		2	3			8			
7								2	4
						5			3
	4				3	9			6
6									
5								8	
1	5					7	3		
2				6	9				
						1	6		

## New "Old" Humor!



Him: What are you wearing? Chanel #5?

Her: No... Eau de Vicks!

### Answers to Puzzle on Page 14:

First Name	Last Name	# of Medals	Country	Total # of Medals
Madelaine	Scatta	6	Greece	31
Manuel	Trader	8	USA	29
Marcus	Wells	9	Russia	24
Mark	Webster	7	Canada	26
Mary	Straight	5	Sweden	34

## Sudoku Solutions on Page 16

# Puzzle Page ...

	Sciatta	Straight	Trader	Webster	Wells	5	6	7	8	9	Canada	Greece	Russia	Sweden	USA	24	26	29	31	34
Madeline																				
Manuel																				
Marcus																				
Mark																				
Mary																				
24																				
26																				
29																				
31																				
34																				
Canada																				
Greece																				
Russia																				
Sweden																				
USA																				
5																				
6																				
7																				
8																				
9																				

**Answer  
on  
page 13**

First Name	Last Name	# of Medals	Country	Total # of Medals


This year, February heralds the start of the Winter Olympics. As well attended as always, with marvelous athletes from many different countries, the Winter Olympics were held successfully in the northern reaches of Canada. The weather was cold, but clear, and many events held the tension of closely matched competition. At the end of the Winter Olympics, five countries and one each of their athletes ended with significantly more Olympic medals than other contestants. Determine the full name of each of these extraordinary athletes, how many medals each won, the country each represented (one was Russia), and the total number of medals each of these countries took home.

1. In no particular order, the five top countries are represented by: Canada, the country which won 31 medals, the athlete with 8 medals, Mary, and Mr. Wells.

- The athlete from Greece won one more medal than the person whose last name was Straight, but less medals than Manuel. The USA won 29 medals.
- Marcus, whose last name wasn't Trader, won 9 medals but while he won the most individual medals, his country won 24 medals, the least of the top five countries.
- Ms. Sciatta didn't receive 7 medals. Mr. Webster didn't represent the country that won 34 medals.
- The athlete whose last name was Straight represented Sweden and won 5 medals, the least number of individual medals of the top five athletes. Madeline didn't represent the country that won 26 medals.
- Mary didn't represent Greece. Mark, whose last name wasn't Trader, represented Canada.



# Everything You Ever Wanted to Know About Using the LoveBridge Tablets But Were Afraid to Ask! From Jan Martel



## Signing in

The tablets at each seat will have a list of players on the team that is supposed to be playing at that seat. When you get to your chosen seat, select your name which will sign you in to that tablet. Please do so accurately so we don't give credit to someone else for your brilliant plays.

## System Summary Forms and Convention Cards

Each pair's System Summary form and convention card has been loaded into the Lovebridge software and you can access your opponent's SSF and convention card on your tablet by tapping on the blue convention card button in the upper left corner of the control buttons on the top right of your screen. The SSF and convention card are both there as are the two ACBL defenses to multi 2D for each pair that plays it (you will have to scroll down to access all of the pages that are included). You can look at the opponents' SSF & convention card any time during the bidding and play by tapping the convention card button. You do not have to bring your SSF, convention card or ACBL multi defense to the table with you.

## Practice on tablets

As I've said before, we will have tablets set up in the lobby on Monday, Oct. 4th for you to use to become familiar with the interface. We will also have tablets in the playing rooms on Tuesday morning from 9:00 am on, and we will have at least one person who can help you if you need help. Once play starts, you can call the director if you need help with the tablets as well as for normal director calls (the director button is in red in the upper right corner set of controls)

## Undo's

When you make a bid, you will have 3 seconds before it is shown to any other player to be sure it's what you intended and cancel it if it isn't (the bid has a "cancel" button under it). If you want to take back a bid after 3 seconds, you can call the director and ask for an undo, which will be allowed only in very unusual situations.

As on RealBridge, you can choose to play cards either by dragging them onto the center of the screen or by using 2 taps on them, so you should be able to avoid misclicks. During play, the only way you can undo a play is to call the director; again it will be allowed only in unusual situations when you can convince the director that the card you placed on the table was the result of an accident and should not be considered a played card.

## Input devices

Each of you will get a stylus which you can use instead of your finger to touch the tablet's screen. The stylus should allow more accurate entries than your finger. If you prefer to use a mouse & remote keyboard for entry, that is possible, but we need to know **in advance** so we have enough bluetooth keyboard + mouse combinations available. There are also bluetooth keyboards with trackpads if you prefer that to a separate mouse. Please let Jan know if you want either of these options. If a lot of people want to use them, I may have to charge you something for them. If you have a bluetooth keyboard + mouse or trackpad that you like, you can bring it to the tournament, and we will almost certainly be able to connect it to your tablet.

## Chat

You will be able to use the chat button to chat to one or both of your opponents or the entire table. If you want to discuss something with your partner after a hand is over, you will do so in the same way you would at a normal screen table - by chatting to the table; the only difference is that your chat must be typed, it cannot be verbal.


2	3	8	7	5	4	6	9	1
4	5	9	6	1	3	8	2	7
7	6	1	9	8	2	5	3	4
8	1	3	2	7	9	4	5	6
9	4	7	5	6	1	3	8	2
6	2	5	3	4	8	1	7	9
3	7	4	1	2	5	9	6	8
1	9	6	8	3	7	2	4	5
5	8	2	4	9	6	7	1	3

3	9	8	2	5	1	6	4	7
2	7	4	6	9	3	5	1	8
1	5	6	8	4	7	3	2	9
5	3	7	4	6	2	9	8	1
6	1	9	5	7	8	4	3	2
8	4	2	1	3	9	7	5	6
4	6	1	9	2	5	8	7	3
7	8	5	3	1	6	2	9	4
9	2	3	7	8	4	1	6	5



## Answer to Sudoku 1

## Answer to Sudoku 2



# USBF Supporting Membership

If you don't want to play in the USBF Championships that choose teams to represent the USA in the World Bridge Federation Championships, but do want to aid our events, a **Supporting Membership** can be the perfect way for you to be involved.

A Supporting Membership is \$25 for one year (\$75 for 3 years) and your donation will be used to cover inevitable expenses: attorney fees, accounting fees, website support services, tournament directors, insurance, WBF dues, and vugraph operators.

The USBF is an **all-volunteer** organization.

Our meetings are by conference call and at NABCS. Board members and the organization's officers are not compensated for meetings, travel, or hotel expenses.

We hope you will join us.



When grandpa was young, he had to walk all the way to the TV to change channels!

