

Volume 14, Issue 2  
September 25, 2021

UNITED STATES BRIDGE CHAMPIONSHIPS

## “Trials” and Tribulations—MUSBC

Bd 46, Dir E 3NTX= N		♠ AJ62 ♥ AQ ♦ AK9643 ♣ 9	N Chris Willenken												
W Iulian Rotaru	♠ 9 ♥ KJ10875 ♦ J ♣ AKQ76	♠ K108753 ♥ 4 ♦ 7 ♣ 108432	E Radu Nistor												
	♠ Q4 ♥ 9632 ♦ Q10852 ♣ J5	<table border="1"> <tr> <td>W</td> <td>N</td> <td>E</td> <td>S</td> </tr> <tr> <td>2♠*</td> <td>3NT</td> <td>P</td> <td>P</td> </tr> <tr> <td>X</td> <td>P</td> <td>P</td> <td>P</td> </tr> </table>	W	N	E	S	2♠*	3NT	P	P	X	P	P	P	
W	N	E	S												
2♠*	3NT	P	P												
X	P	P	P												
Eldad Ginossar S															

Sometimes complicated systems like multi 2D, intended to make bidding hard for the opponents, ends up making the play hard for the defense.

Board 46 of Round 21 of 21 in the First Round Robin is a prime example.

2D was a weak two in a major. 2S was pass or correct.

Willenken made the practical bid of 3NT. 5D is always cold and 3NT can be defeated off the top. Clearly, the multi bid worked as hoped.

HOWEVER... when Rotaru bid 2S, pass or correct, he implied better hearts than spades. When he doubled 3NT for an unusual lead, Nistor, looking at a singleton heart, had to believe his partner wanted a heart lead.

Any non-club lead fails for East/West. Willenken took the obvious nine tricks. 5D succeeded at the other table and for his efforts, Willenken collected 4 IMPs for Rosenthal.

Ed. Note:

With the delayed broadcasting in the Round Robin, it is especially challenging to review and write up the hands. If anyone has a hand of interest, please alert me by email at [stansubeck@prodigy.net](mailto:stansubeck@prodigy.net). Human interest stories, news or gossip are also welcome!! Thanks. Also, you might want to keep this issue handy. It contains some all-purpose information on tournament format and kibitzing for both the online and F2F events.

Suzi

### USBF President

Brad Moss

### USBF Vice President

Kate Aker

### USBF COO & Secretary

Jan Martel

### USBF CFO & Treasurer

Stan Subeck

### USBF Recorder

Jack Oest

### Director

McKenzie Myers

Chris Wiegand

Will Watson (Senior Online)

### Tournament Organizer

Jan Martel

### Software Expert

Al Hollander

### VuGraph Organizer

Chris Wiegand

### Appeals Administrators

Suzi Subeck, Chairman

Bill Arlinghaus

Martha Katz

### Appeals Panel:

Cheri Bjerkan

Mark Feldman

Ron Gerard

Marty Hirschman

Rich DeMartino

Ralph Katz

Michael Kamil

Kerri Sanborn

Danny Sprung

Joann Sprung

### Bulletin Editor


Suzi Subeck

### Photographer

Peg Kaplan

### Hospitality Chair

Julie Arbit



# MUSBC Teams Entered

## Alphabetical Order

<b>Bauer</b>	Tracey Bauer, Capt John McAllister George Jacobs	Howard Parker Lilly Justman
<b>Donner</b>	Gary Donner, Capt Zachary Grossack Joe Grue	Sandra Rimstedt Georgia Botta Anam Tebha
<b>Hammond</b>	Nicolas Hammond, Capt Jacqueline Chang	Kristen Onsgard Eric Gettleman
<b>Henner</b>	Christal Henner, Capt Adam Wildavsky Doug Doub	Sheila Gabay Yiji Starr Uday Ivatury
<b>Hinze</b>	Greg Hinze, Capt Allison Howard	Kay Enfield Mike Cappelletti
<b>Kolesnik</b>	Alex Kolesnik, Capt Cheryl Mandala Sally Woolsey	Lynne Feldman Yul Inn Kit Woolsey
<b>Lewis</b>	Paul Lewis, Capt Mark Itabashi Ljudmila Kamenova	Linda Lewis Disa Eythorsdottir Ron Smith
<b>Moss</b>	Sylvia Moss, Capt Brad Moss John Hurd	Roger Lee Bronia Jenkins Jenny Wolpert
<b>Rosenthal</b>	Andrew Rosenthal, Capt Chris Willenken Eldad Ginossar	Debbie Rosenberg Migry Campanile Dana Berkowitz
<b>Rubenstein</b>	Stewart Rubenstein, Capt Adam Grossack Joel Wooldridge	Chris Parker Irina Levitina Janice Molson
<b>Watson</b>	Will Watson, Capt Mark Aquino	Geeske Joel Selen Hotamisligil
<b>Xu</b>	Finn Kolesnik Amber Lin Anne Brenner Michael Xu, NPC	Kevin Rosenberg JoAnna Stansby Dave Caprera






# Tournament Schedule

ROUND ROBIN			
DAY	DATE	TIME - EDT	BOARDS
SATURDAY	SEPT. 25	11:30 AM	CAPTAINS' MEETING WITH DIC (ON ZOOM)
SATURDAY	SEPT. 25	12:00 - 1:05	ROUND 1- BOARDS 1-9
		1:25 - 2:30	ROUND 2 - BOARDS 10-18
		2:50 - 3:55	ROUND 3 - BOARDS 19-27 60 MINUTE BREAK
		4:55 - 6:00	ROUND 4 - BOARDS 28-36
		6:20 - 7:25	ROUND 5 - BOARDS 37-45
SUNDAY	SEPT. 26	12:00 - 1:05	ROUND 6 - BOARDS 46-54
		1:25 - 2:30	ROUND 7 - BOARDS 55-63
		2:50 - 3:55	ROUND 8 - BOARDS 64-72 60 MINUTE BREAK
		4:55 - 6:00	ROUND 9 - BOARDS 73-81
		6:20 - 7:25	ROUND 10 - BOARDS 82-90
		7:30 - 8:35	ROUND 11 - BOARDS 91-99

Online



# Face-to-Face Schaumburg

DAY	DATE	TIME - CDT	BOARDS
<i>QUARTER-FINAL</i>			
THURSDAY	OCT. 14	8:00 PM	CAPTAINS' MEETING WITH DIC (ON ZOOM)
FRIDAY	OCT. 15	10:00 - 12:10	SEGMENT 1 BOARDS 1-15
		12:25 - 2:35	SEGMENT 2 BOARDS 16-30
		3:45 - 5:55	70 MINUTE LUNCH BREAK
		6:10 - 8:20	SEGMENT 3 BOARDS 31-45 SEGMENT 4 BOARDS 46- 60
SATURDAY	OCT. 16	10:00 - 12:10	SEGMENT 5 BOARDS 61-75
		12:25 - 2:35	SEGMENT 6 BOARDS 76-90
		3:45 - 5:55	70 MINUTE LUNCH BREAK
		6:10 - 8:20	SEGMENT 7 BOARDS 91-105 SEGMENT 8 BOARDS 106-120
<i>SEMI-FINAL &amp; USA2 STAGE 1</i>			
SUNDAY	OCT. 17	10:00 - 12:10	SEGMENT 1 BOARDS 1-15
		12:25 - 2:35	SEGMENT 2 BOARDS 16-30
		3:45 - 5:55	70 MINUTE LUNCH BREAK
		6:10 - 8:20	SEGMENT 3 BOARDS 31-45 SEGMENT 4 BOARDS 46- 60
MONDAY	OCT. 18	10:00 - 12:10	SEGMENT 5 BOARDS 61-75
		12:25 - 2:35	SEGMENT 6 BOARDS 76-90
		3:45 - 5:55	70 MINUTE LUNCH BREAK
		6:10 - 8:20	SEGMENT 7 BOARDS 91-105 SEGMENT 8 BOARDS 106-120
<i>FINAL &amp; USA2 QUARTERFINAL &amp; SEMIFINAL</i>			
TUESDAY	OCT. 19	10:00 - 12:10	SEGMENT 1 BOARDS 1-15
		12:25 - 2:35	SEGMENT 2 BOARDS 16-30
		3:45 - 5:55	70 MINUTE LUNCH BREAK
		6:10 - 8:20	SEGMENT 3 BOARDS 31-45 SEGMENT 4 BOARDS 46- 60
WEDNESDAY	OCT. 20	10:00 - 12:10	SEGMENT 5 BOARDS 61-75
		12:25 - 2:35	SEGMENT 6 BOARDS 76-90
		3:45 - 5:55	70 MINUTE LUNCH BREAK
		6:10 - 8:20	SEGMENT 7 BOARDS 91-105 SEGMENT 8 BOARDS 106-120
<i>USA2 FINAL</i>			
THURSDAY	OCT. 21	10:00 - 12:10	SEGMENT 1 BOARDS 1-15
		12:25 - 2:35	SEGMENT 2 BOARDS 16-30
		3:45 - 5:55	70 MINUTE LUNCH BREAK
		6:10 - 8:20	SEGMENT 3 BOARDS 31-45 SEGMENT 4 BOARDS 46- 60
FRIDAY	OCT. 22	10:00 - 12:10	SEGMENT 5 BOARDS 61-75
		12:25 - 2:35	SEGMENT 6 BOARDS 76-90
		3:45 - 5:55	70 MINUTE LUNCH BREAK
		6:10 - 8:20	SEGMENT 7 BOARDS 91-105 SEGMENT 8 BOARDS 106-120



Samantha

A local Member of the Scottish Parliament has heard how experts at the University of Stirling are tackling the issue of social isolation and loneliness through technology. Researchers working on two projects using digital technology to connect people and combat feelings of isolation, met with MSP Alexander Stewart (on Friday 17 September) to showcase their work.

In a visit to the Faculty of Social Sciences, Mr Stewart – who represents Mid Scotland and Fife, lives in Bridge of Allan and is the Scottish Conservative Shadow Minister for Equalities and Older People – heard how a digital version of the card game bridge had brought people together during the pandemic and helped older people to develop digital skills.

Led by Professor of Sociology, Samantha Punch – who is an international bridge player – the research project Bridge: A MindSport for All (BAMSA), explored how online bridge provided a crucial means of support, fun and social connection during lockdown and beyond.

Professor Punch said: “The visit was an excellent opportunity to share the health and wellbeing benefits of bridge with Mr Stewart.

“At the start of the pandemic, bridge players had to move online, creating an opportunity for people to experience social connection with family and friends through bridge, at a time when in-person meetings weren’t possible.

“Through lockdown, the bridge community supported many players to use a computer for the first time and improve their digital skills. We also know of schools who introduced the game to pupils and experienced an improvement in children’s concentration, technological and communication skills.”

Mr Stewart was also shown the success of the Technology and Social Connectedness (T&SCon) research project, which is hosted on the Scottish Government website and provides guidance for organisations on the role of technology in keeping people socially connected.

Alexander Stewart MSP said: “I pay tribute to the University of Stirling for their pioneering research programme.

“Older people have been adversely affected during the pandemic and I was delighted to attend and see first hand the exceptional work which is being carried out to tackle loneliness and social isolation.

“The University is leading the way in tackling these challenges and I know that their research has already received much acclaim. They can be rightly proud of their achievements to date and I look forward to hearing of any future developments in their research programme.”

Professor Judith Phillips, Deputy Principal (Research), said: “I would like to extend my thanks to Mr Stewart for taking the time to come to campus and meet with our researchers.

“At Stirling, our experts are leading the way in tackling global challenges, including social isolation and loneliness – two growing worldwide issues only exacerbated by the pandemic. By working closely with policymakers and practitioners, we can help translate the latest research into meaningful solutions to real world problems.”

**About the University of Stirling**

The University of Stirling is ranked fifth in Scotland and 40th in the UK for research intensity in the 2014 Research Excellence Framework. Stirling is committed to providing education with a purpose and carrying out research which has a positive impact on communities across the globe – addressing real issues, providing solutions and helping to shape society.

Interdisciplinary in its approach, Stirling’s research informs its teaching curriculum and facilitates opportunities for knowledge exchange and collaboration between staff, students, industry partners and the wider community.

The University’s scenic central Scotland campus – complete with a loch, castle and golf course – is home to more than 14,000 students and 1500 staff representing around 120 nationalities. This includes an ever-expanding base for postgraduate study.

The University received a Queen’s Anniversary Prize in the latest round of awards, in recognition of the quality and innovation exhibited by its Institute of Aquaculture. The University is the UK Sports University of the Year 2020, as conferred by The Times / Sunday Times Good University Guide.

9 Boards (Blitz is 45 IMPs)								
Margin	Winner	Loser	Margin	Winner	Loser	Margin	Winner	Loser
0	10.00	10.00	16	15.26	4.74	31	18.25	1.75
1	10.41	9.59	17	15.50	4.50	32	18.40	1.60
2	10.81	9.19	18	15.74	4.26	33	18.55	1.45
3	11.20	8.80	19	15.97	4.03	34	18.69	1.31
4	11.58	8.42	20	16.20	3.80	35	18.83	1.17
5	11.94	8.06	21	16.42	3.58	36	18.97	1.03
6	12.29	7.71	22	16.63	3.37	37	19.10	0.90
7	12.63	7.37	23	16.83	3.17	38	19.22	0.78
8	12.96	7.04	24	17.03	2.97	39	19.34	0.66
9	13.28	6.72	25	17.22	2.78	40	19.46	0.54
10	13.59	6.41	26	17.41	2.59	41	19.58	0.42
11	13.89	6.11	27	17.59	2.41	42	19.69	0.31
12	14.18	5.82	28	17.76	2.24	43	19.80	0.20
13	14.46	5.54	29	17.93	2.07	44	19.90	0.10
14	14.74	5.26	30	18.09	1.91	45	20.00	0.00
15	15.00	5.00						

# USBF 9 Board VP Scale

## General Face-to-Face Tournament Information to Players

The USBF Board of Directors met earlier this week and confirmed:

1. Face-to-face play in Schaumburg will be with 2 players per room.
2. Players will not be required to get Covid tests, but will be provided with information about where they can be tested (in Woodfield Mall) if they want to be. Staff will be tested approximately once a week.
3. We will comply with the Illinois mask requirements, which currently require masks in public areas indoors. Our default will be for both players in the playing rooms to wear masks, but if the 2 players in a room agree on a different rule we will allow whatever they agree on, assuming that is in compliance with the Illinois requirements.
4. We will ask each player to sign a Covid-related waiver of liability form before they start play. Jan will be sending the text of the waiver to all of you in the next day or so, and will have printed forms in her office (room 1321) at the Hyatt for participants to sign.
5. Hospitality will be limited - "grab & go" breakfast and lunch will be distributed in our usual hospitality suite (room 2321), but everyone will have to go someplace else to eat. We will allow only 6 players in the suite at any one time. The suite will not be open for socializing at other times. We will have water, soft drinks, coffee and snacks in the Players' Break Room (1321), and there also, we will limit the number of people in the room at any one time. Eating in the Break Room is not allowed. Masks will be required in the hospitality suite and in the Players' Break Room.
6. There will be air purifiers in each playing room and in 1321 and 2321.

**THERE WILL BE DEFERRED KIBITZING FOR ALL OF THE 2021 MIXED USBC.**

**ROUND ROBIN KIBITZING ON REALBRIDGE KIBITZ SITE**

To kibitz, go to **the RealBridge kibitzing website**, enter your name and click on Log In. That will take you to a screen where you can select the event to kibitz.

After you select Kibitz 2021 Mixed USBC, you will be taken to a lobby with a list of tables on the left and a chat box and list of people in the lobby on the right. The table listing reflects the team & players at the table + the board number and trick at that point. There is also information about the # of kibitzers and whether audio/video commentary is active (a picture of a TV means there is). Click table to kibitz.

You will see a hand diagram with the bidding and play as it happened.

There is a chat window on the right of the screen. Anyone can type chat into the chat window.

Above the chat window are two dropdowns for video commentary. If you want to hear someone who is commenting, select their name from one of the dropdowns. If two people are commenting **one from each dropdown**. The option "BROADCAST MY VIDEO" is for commentators - if you select this, your commentary will be available to anyone who wants to listen to you.

For more information, go to the RealBridge **help page for spectators**:

**KIBITZ TIMES RR STAGE- ALL TIMES ARE EDT**

SATURDAY, 9/25

Round 1: 1:00 pm

Round 2: 2:30 pm

Round 3: 4:00 pm

break

Round 4: 6:00 pm

Round 5: 7:30 pm

SUNDAY, 9/26

Round 1: 1:00 pm

Round 2: 2:30 pm

Round 3: 4:00 pm

break

Round 4: 6:00 pm

Round 5: 7:30 pm

Round 6: 8:30 pm

**KO KIBITZING ON LOVEBRIDGE-F2F PLAY IN SCHAUMBURG**

More information on page 7 of this Bulletin...

KIBITZING SCHEDULE FOR THE KO (EDT)

Segment 1: 12:00 noon

Segment 2: 2:30 pm

BREAK

Segment 3: 6:00 pm

Segment 4: 8:00 pm

NEXT DAY

Segment 5: 12:00 noon

Segment 6: 2:30 pm

BREAK

Segment 7: 8:00 pm

Segment 8: 10:15 pm

**For Health Reasons:  
There will be  
NO LIVE Kibitzing  
during any stage  
of the event!**



Some players think  
So long at their turn,  
I've time to get snacks,  
To consider and learn!

I figure out  
What their chances are...  
And someday I'll make  
Plays that are par!



## KO KIBITZING ON LOVEBRIDGE

You can follow the USBC on the <https://vugraph.lovebridge.com/> website. The stream is delayed; go to the schedule (Page 6) for starting times for each segment.

**Popcorn time!** Do you want to listen to commentary? Search for the TV icon! It will send you to the page where you can choose from the available live commentary. If it doesn't do anything, no one is commenting.

**Nail biting!** Do you want to be deeply involved? Choose the "Match view" at the starting page of your event. Your screen will be divided into four small screens – two of them showing the two tables of match you choose, the other two having the scoresheet for your match and the current scores of the other matches. In the 2x2 view you can also personalize the content in all your windows. (The 2x2 view is not available on mobiles.)


**Think together!** When watching a table, click on a name and choose "Kibitz". Instead of seeing all 4 hands, you will see what the player sees, and you can decide what you would do and see whether your chosen player agrees.

**More Information:** Be well informed and tell your friends: while following the play, you can click many items. The image of the sticker with the number of the board (upper right) takes you to the results of the board, in the bottom right corner the arrow takes you the scoresheet, the DDS shows the double dummy analyses, beside that there is a button for the other table of the same match, at the top left corner you can see the bidding with alerts and the explanations (mouse over), the tricks already played, and the double dummy analysis for the available number of tricks with the par score.

**Navigation icons:** while surfing here and there in the vugraph, or amongst the archive sessions, there are icons to help you. You can always go back to the main page with the "house" or to the standings with the "scores". If you cannot see the icons, move your mouse, or touch your screen and they pop up immediately. There is also a built-in back button because the back button of your browser will always take you to the starting page. If this is not what you wanted, push next in your browser and you can continue where you were.

**Replay:** After the event you can find every board from every table easily. While replaying the hands, the only surprise can be the way "next board" button works. If you have arrived from a scoresheet, it navigates through the scoresheet. If you have arrived from a screen where the results were shown for a given board then the same buttons move you through list. Push every button and enjoy!

# For All Events ↑↑↑ (Open, Mixed, Seniors, Womens) F2F from Schaumburg, IL



### "Mixed" Teams Puns...

Too many girls think "marriage" has a nice ring to it!  
Two florists got married. It was an arranged marriage!  
Some men view marriage as a matter of wife and debt!  
He tried to get her to marry him... to no a"veil."

What did the butcher say to his girlfriend? Don't go bacon my heart!

Two pianists had a good marriage. They were always in a chord!

Who couldn't the melon get married? He cantaloupe!

# VuGraph Munching Ideas!

## Crab and Smoked Salmon Pintxoes

### Ingredients

- 1/4 cup grapeseed oil
- 1/2 vanilla bean, split lengthwise and seeds scraped
- 6 ounces jumbo lump crabmeat, picked over
- 2 tablespoons mayonnaise
- 2 tablespoons minced chives, plus snipped chives for garnish
- 1 tablespoon fresh lemon juice
- Kosher salt
- Pepper
- Twelve 1/2-inch-thick baguette slices, toasted
- 3 ounces smoked salmon, cut into 12 pieces
- 2 tablespoons salmon roe

### Directions

- **Step 1**  
In a microwave-safe bowl, heat the oil at high power until warm, 15 to 25 seconds. Whisk in the vanilla seeds and let cool completely, about 20 minutes.
- **Step 2**  
In a medium bowl, gently mix the crab with the mayonnaise, minced chives and lemon juice. Season with salt and pepper. To serve, spoon the crab salad on the toasts and top with the smoked salmon, salmon roe, a drizzle of the vanilla oil and snipped chives.

(more recipes on page 9)

I thought I won the argument with my partner about how to arrange the furniture. When I got home, the tables had turned.

I got my partner a get better soon card... he isn't sick or anything... he just could be better!

My wife prefers to take the stairs, but I always take the elevator. I guess we were just raised differently.

My girlfriend told me I ruined her birthday. I'm not sure how I did that when I didn't even know it was her birthday.

Wife: Do you want to play transfers?

Husband: I don't know ... what are my choices?

Wife: Yes or no!

We were at a wedding recently and my husband tried his hand at being romantic. As the music swelled, he leaned over and whispered, "You're more beautiful than half the women here."

## A "mixed" up sense of humor...



# Poached Pears in Muscat

## Ingredients

### Ingredient Checklist

- 2 (375-ml.) bottles sweet Mediterranean Muscat dessert wine (such as Muscat de Beaumes-de-Venise, Muscat de Frontignan, Muscat de Lunel, or Muscat de Rivesaltes)
- 3 tablespoons clover honey
- 4 thyme sprigs
- 1 fresh or dried bay leaf
- 2 teaspoons fennel seeds
- Small pinch of saffron threads (15 to 20 threads)
- Pinch of fine sea salt
- 2 medium-size unripe to barely ripe Bosc pears (about 15 ounces)
- 2 tablespoons fresh lemon juice
- 1 to 2 cups boiling water
- Fromage blanc or crème fraîche, for serving



## Directions

### Instructions Checklist

- **Step 1**  
Combine wine, honey, thyme sprigs, bay leaf, fennel seeds, saffron, and salt in a small (3- to 4-quart) Dutch oven. Bring to a boil over medium-high. Reduce heat to medium-low, and simmer, uncovered, stirring occasionally, 15 minutes.
- **Step 2**  
Meanwhile, peel pears, and cut in half lengthwise. Using a small spoon, remove seeds and core from each half, carving out neat half-spheres. Brush pear halves all over with lemon juice.
- **Step 3**  
Add pears to wine mixture in a single layer. Add 1 cup boiling water or more as needed to just submerge pear halves. Simmer, uncovered, over medium-low until tender, 30 to 35 minutes, turning pears every 8 to 10 minutes. Using a slotted spoon, transfer pears to a plate, and set aside.
- **Step 4**  
Bring poaching liquid to a light boil over medium, and boil, stirring occasionally, until sweet, syrupy, and reduced to about 3/4 cup, 15 to 20 minutes. Pour syrup through a fine wire-mesh strainer into a bowl; discard solids.
- **Step 5**  
Spoon 2 to 3 tablespoons fromage blanc onto each of 4 shallow bowls or rimmed dessert plates. Nestle 1 pear half into fromage blanc, upright, if desired. Drizzle each pear half with 2 to 3 tablespoons syrup. Serve warm or chilled.

(more recipes on page 10)

## Ingredients

- 3 ½ cups (550 grams) bread flour (preferably King Arthur), plus more for kneading and shaping the dough
- ¼ teaspoon (3 grams) active dry yeast
- 1 ½ cups cold water, preferably filtered (not distilled)
- 1 ½ teaspoons (10 grams) fine sea salt
- 1 tablespoon Italian or Californian extra-virgin olive oil

## Pizzas

- 1 (28-ounce) can whole peeled tomatoes, such as Bianco diNapoli
- Pinch of dried oregano
- 2 tablespoons water, or as needed
- 12 ounces fresh mozzarella, halved then cut into ¼-inch thick slices
- Grated Pecorino Romano
- 4 ounces thinly sliced Genoa salami
- 1 cup ¼-inch-thick wedges fresh pineapple, patted dry

## Directions

- Step 1 Make the dough:** In a large bowl, stir the flour and yeast. Mound the flour mixture in the middle of the bowl. Add the water to the bowl around the mound of flour. Slowly stir the water while gradually knocking the flour from the pile into the water. It should start to get shaggy. Use your hand to fold and knead the dough in the bowl until it forms a rough ball, adding more water by the teaspoonful if the dough doesn't come together. Cover the bowl with a towel and let the dough rest for 20 minutes to allow the gluten to bond and activate.
- Step 2** Sprinkle the salt on top of the dough. Gently press into the dough and begin to gently squeeze and knead the dough until it no longer feels grainy, about 4 minutes. Add the oil and sprinkle lightly with flour; squeeze the dough and knead it until the oil is absorbed, about 4 minutes. Once the ball is mostly smooth, transfer to a work surface and let rest for 2 minutes.
- Step 3** Dust the dough with a little bit of flour and begin to stretch, fold, and knead the dough until very smooth, about 5 minutes. Cover with a kitchen towel and let rest for 5 minutes. The dough will be ready when you can pull a piece of dough and won't break but rather will form a see-through windowpane.
- Step 4** Using a bench scraper or large knife, cut the dough into 4 even pieces. Knead each one and form a smooth ball and pinch the bottom edges together. Place each round into a lightly oiled pint-sized plastic container. Cover and refrigerate overnight (or up to 5 days).
- Step 5 Make the pizzas:** Bring the dough out of the refrigerator and let it rest at room temperature for an hour. Meanwhile, arrange the oven rack about 4 inches from the source of heat, (the top or bottom of the oven depending on what type of oven you have). Place a pizza steel, pizza stone, or a rimless or inverted baking sheet on the rack. Preheat the oven to 500°F; let it heat up for 45 minutes.
- Step 6** Meanwhile, make the sauce: Pour the tomatoes into a large bowl. Using an immersion blender, gently break down the tomatoes (you can also do this with your hands). Mix in a pinch of oregano and up to 2 tablespoons of water if needed to thin sauce. Place the sliced mozzarella in a bowl lined with paper towels to drain the extra moisture from the cheese.
- Step 7** When the oven is fully preheated, proceed with assembling your pizzas. Place a handful of semolina into a medium bowl. Add 1 dough round to the bowl and turn to coat. Sprinkle a work surface with semolina and stretch or roll the dough round into a 10- to 12-inch round. Sprinkle semolina flour on a pizza peel or rimless baking sheet and set the dough on top. Top with about 6 tablespoons of the sauce, spreading it over the dough in ever-expanding circles with the back of a spoon and leaving a 1/2-inch border. Sprinkle with some of the pecorino and top evenly with 1 ounce of the salami slices. Top evenly with 3 ounces of mozzarella and ¼ cup of pineapple.
- Step 8** Carefully slide the pizza from the peel to the pizza stone. Bake until the crust is golden brown, rotating the pizza halfway through baking, 6 to 8 minutes. Slide the pizza back onto the peel and transfer it to a cutting board; quickly slice pizza and serve immediately. Repeat with remaining dough, sauce, and toppings to make three additional pizzas.

# Hawaiian Pizza

**Board 70**  
**Dealer E**  
**EW Vul**

♠ 10854  
♥ A842  
♦ A2  
♣ KQ6

♠ —  
♥ K75  
♦ J109843  
♣ J987

♠ QJ9763  
♥ 93  
♦ 76  
♣ 1054

♠ AK2  
♥ QJ106  
♦ KQ5  
♣ A32

NT ♠ ♥ ♦ ♣  
N 12 10 11 9 11  
S 12 10 12 9 11  
E 1 3 1 4 2  
W 1 3 1 4 2

Par +990 6NT= NS

Most N/S pairs found a heart slam on Board 70 from the 20<sup>th</sup> match of the Open Round Robin 2. Four pairs declared from the South hand and received a diamond lead. With the heart finesse working, declarer lost one spade and collected an easy twelve tricks.

NS	EW	Contract	Lead	Score
Jiang Gu & Hailong Ao	Finn Kolesnik & Ish DelMonte	6NTX= S	♦ J	1230
Peter Weichsel & Hemant Lall	Anam Tebha & Steve Zolotow	6♥X= N	♣ 4	1210
Jeff Aker & Doug Simson	Kevin Rosenberg & Zach Grossack	6♥X= S	♦ J	1210
Iulian Rotaru & Radu Nistor	Hongji Wei & Ming Sheng	6♥= S	♦ J	980
David Grainger & Joel Wooldrige	Gavin Wolpert & John Kranyak	6♥= S	♦ J	980
Kevin Bathurst & John Hurd	Kevin Dwyer & Shan Huang	6♥= S	♦ 10	980
Eric Greco & Geoff Hampson	Mark Lair & Mike Passell	6♥= S	♦ J	980
John Hinton & Jerry Clerkin	Chip Martel & Marty Fleisher	3NT+3 S	♣ 7	490
Christal Henner & Uday Ivatury	Bart Bramley & Kit Woolsey	3NT+3 S	♦ 10	490
Adam Grossack & Larry Lebowitz	Jim Krekorian & Drew Casen	3NT+3 N	♠ J	490
Joe Grue & Brad Moss	Tom Bishel & John Bishel	6♥-1 N	♠ Q	50
Jeff Meckstroth & Steve Garner	Steve Weinstein & Bobby Levin	6♥-1 N	♠ Q	50

Things were not so easy when North was the declarer in 6H.

When East led the SQ, covered by the king and trumped by West, declarer was eventually forced to concede a spade trick and a trump trick for down one.

♠ 10854  
♥ A842  
♦ A2  
♣ KQ6

♠ QJ9763  
♥ 93  
♦ 76  
♣ 1054

♠ AK2  
♥ QJ106  
♦ KQ5  
♣ A32

W Bobby Levin  
N Jeff Meckstroth  
E Steve Weinstein  
S Steve Garner

6♥-1 N

0 0

W N E S  
P 1♥ 1♠ 4♥  
P 5♥ P 5♠  
X 5NT P 6♥  
P P P

In the Levine/Nickell match, Garner/Meckstroth cuebid 5S on the way to slam. Weinstein had overcalled 1S. Levin had no trouble doubling the 5S cuebid to get the lead. Weinstein led the SQ, and Levin scored his ruff for down one.

At the other table Greco/Hampson arrived in 6H from South after a strong club auction and took their twelve tricks.

14 IMPs to Nickell

In the Bishel/Fleisher match, Grue/Moss reached 6H from the North after an artificial strong club auction where North showed 12+HCP and 4-4 in the majors.

Tom Bishel led from his spade sequence. Grue covered, John Bishel ruffed and again the contract was defeated.

At the other table, Clerkin/Hinton stopped in 3NT and took twelve tricks.

11 IMPs to Bishel

♠ 10854  
♥ A842  
♦ A2  
♣ KQ6

♠ QJ9763  
♥ 93  
♦ 76  
♣ 1054

♠ AK2  
♥ QJ106  
♦ KQ5  
♣ A32

W John Bishel  
N Joe Grue  
E Tom Bishel  
S Brad Moss

6♥-1 N

0 0

W N E S  
P 1♥\* P 1♠\*  
P 2♠\* P 1♠\*  
P 2NT\* P 3♠\*  
P 3♦\* P 3♥\*  
P 4♠\* P 6♥

(continued on page 12)

📧 **♠ 10854** N Peter Weichsel  
**Bd 70, Dlr E** **♥ A842**  
**6♥X= N** **♦ A2**  
W Steve Zolotow **♣ KQ6** Anam Tebha E

**♠ —** **♠ QJ9763**  
**♥ K75** **♥ 93**  
**♦ J109843** **♦ 76**  
**♣ J987** **♣ 1054**

📊 **♠ AK2** W N E S  
📊 **♥ QJ106** P P P 1♣  
< > **♦ KQ5** P 1♥ P 4♥  
Hemant Lall S **♣ A32** P 5♥ P 6♥  
X P P P

In the Bramley/Henner match, Lall/Weichsel bid to 6H from the North hand, with no opposition bidding. Steve Zolotov made a Lightner double asking for an unusual lead. Anam Tebha led a club, dummy's first bid suit.

Weichsel won in dummy, finessed trumps, and took twelve tricks for +1210.

At the other table Henner/Ivatury stopped in 3NT. 12 IMPs to Bramley

In the Donner/Gu match, Ao/Gu bid to 6H from the North after South opened 2D, showing a balanced 19-20 HCP.

3C was puppet Stayman. 3D showed one or both majors. 4C showed both majors and 4NT denied a four-card minor.

Ishmael DelMonte doubled for an unusual lead and Jiang Gu ran to 6NT. DelMonte doubled, but 6NT was impregnable, scoring +1230. At the other table Nistor/Rotaru played 6H from the South and scored +980.

6 IMPs to Gu.

📧 **♠ 10854** N Jiang Gu  
**Bd 70, Dlr E** **♥ A842**  
**6NTX= S** **♦ A2**  
W Ish DelMonte **♣ KQ6** Finn Kolesnik E

**♠ —** **♠ QJ9763**  
**♥ K75** **♥ 93**  
**♦ J109843** **♦ 76**  
**♣ J987** **♣ 1054**

📊 **♠ AK2** W N E S  
📊 **♥ QJ106** P P 2♦♦  
< > **♦ KQ5** P 3♣\* P 3♦♦  
Hailong Ao S **♣ A32** P 4♣\* P 4NT\*  
X 5NT P 6♦  
X 6♥ P P  
X 6NT P P  
X P P P

Why did the old man fall in the well? Because he couldn't see that well.

I wasn't that hungry, so I just ate a kid's meal at McDonalds. His mother was furious.

What do you call a dead magician? An abra-cadaver.

What do you call a paper airplane that can't fly? Stationary.

How do you find Will Smith in a snowstorm? You look for fresh prints.

What does a CIA agent do when it's time for bed? He goes under cover.





5			2					6
	8	2		9	7	4		
								8
	6			4	8			
	4						1	3
	1	6			5	9		
				7				
	5		3	6				7

Sudoku 1

# Hard Sudoku

Sudoku 2

		6	9	7		3		
			6			4	2	
				3				
				7				1
	6					2		
9	5	2			6			
			5			9		
		5		1				
3		7						

## Answers to Puzzle on Page 16:

Toy	Purple	Brown	Female	Beef-basted
Sunny	Blue	Black	Female	Crunchy
Clown	Red	White w/brown	Male	Jerky
Cashew	Green	Spotted b/w	Male	Rawhide
Name	Collar Color	Markings	Male/Female	Favorite Treat

## Sudoku Solutions on Page 18

# Puzzle Page ...

## Chess

Find and circle all of the Chess words that are hidden in the grid.

The remaining letters spell a secret message.

Note: QUEEN and QUEENING are separately hidden and do not overlap.

I F C H E S S B O A R D Y R R O U C  
S A E T A M K C E H C E C E I P T N  
A T V O R A P S A K Q B T H E A O T  
C D I A G O N A L U Y S O C U R U G  
R T C C S T A L E M A T E S E E R A  
I O N W A P L E M M P P U I U L N M  
F K T A F P N O D E I R B F L I A B  
I A I O S I T N S B H T L N B F M I  
C M R B N S A U L E S C U O P A E T  
E K I G I R A I R O N H N I E T N P  
M G E D G T T P W E O C D T E T T O  
A S N S D Z Z T N T I E E O D A J H  
G N T A C L N I H E P N R M R C U S  
D Y E H H I E G N K M T K O I K M I  
N N E E E C I G O G A E C R K B P B  
E S I T U N X O A O H R X P K I N G  
S I A W K Q R E N M C G N I N E P O  
G M C A S T L I N G E D E K C O L B

ATTACK  
BISHOP  
BLITZ CHESS  
BLOCKED  
BLUNDER  
CAPTURE  
CASTLING  
CENTER  
CHECKMATE  
CHESSBOARD

CHAMPIONSHIP  
DEEP BLUE  
DIAGONAL  
EN PASSANT  
ENDGAME  
EXCHANGE  
FILE  
FISCHER  
FORK  
GAMBIT

GRANDMASTER  
JUMP  
KASPAROV  
KIBITZING  
KING  
KNIGHT  
LOSE  
MATE IN TWO  
MIDDLEGAME  
OPENING

PAWN  
PIECE  
PROMOTION  
QUEEN  
QUEENING  
ROOK  
SACRIFICE  
STALEMATE  
TOURNAMENT  
WIN

# bid72

Work on your Partnership  
Try the App for Free



This app will connect you to bid72. All you need to do is scan it with your phone (Special thanks to my children and grandchildren for explaining how to accomplish this...)


Jan VanCleaf provided this so our readers could use it to improve their bidding and better build partnerships. Bid72 allows users to participate in bidding contests, bid random boards and get a rating based on their bidding, learn about “topic board” hands dedicated to conventions and special agreements, and to create, upload and bid your own boards.

For more information, email [info@bid72.com](mailto:info@bid72.com)

In addition, Bid72 has an excellent newsletter to which you can subscribe.

Now Available

## Bridge at the Top *Behind the Screens* Samantha Punch



*The interviews make the names we see on VuGraph come to life. The tips are tricks of the trade that will be useful to players of all levels. It is a fun and informative read.*

— Jill Levin

*...intimate and revealing pictures of who these stars are, how they got to the top, and what keeps them there. The interviews are absorbing reading and the advice will help players at any level. The suggestions on partnership and mental toughness are of particular note.*

— Chip Martel

In the course of her research project, *Bridge: A MindSport for All*, sociologist Dr. Samantha Punch has been able to speak with many of the world's top bridge personalities. The best interviews are collected in this book, and they offer fascinating insight into what it takes to be a top player, coach or even sponsor. As a bonus, each subject offers their favorite bridge tip.

US\$22.95 | GBP 17.95  
978-1-77140-064-0

Available to order today from your favourite bookstore.



Master Point Press

*Samantha Punch's book is recently published and ready for your reading pleasure.*

*Sam is an amazing advocate of the game and while I have not yet read the book, based on her work with "Keep Bridge Alive" and more, I am certain you will want to have this volume in your collection!*

*Learn about the experts... how they think... what they think... and why they are so driven by a card game.*

Editor

	Blue	Green	Purple	Red	Black	Brown	Spotted b/w	White w/brown	Female	Female	Male	Male	Beef-basted	Crunchy	Jerky	Rawhide
Cashew																
Clown																
Sunny																
Toy																
Beef-basted																
Crunchy																
Jerky																
Rawhide																
Female																
Female																
Male																
Male																
Black																
Brown																
Spotted b/w																
White w/brown																

## Answers on page 13

# Puzzle Mania...

Name	Collar Color	Markings	Male/Female	Favorite Treat

For Mike's birthday, his parents brought him to a dog breeder and told him he could pick one puppy from the litter. There were four dogs in the litter, each with different markings and a different colored collar. The breeder told him what she had named the pups, until they found a new home, and what each puppy's favorite treat was. Determine the name of each puppy, what color collar each wore, the markings of each puppy, whether each puppy was male or female, and what each puppy's favorite treat was.

1. Clown didn't have a purple collar. One of the female puppies loved beef basted bones.
2. Sunny was a female puppy, but she didn't like jerky

strips. The green collar was on the spotted black & white puppy.

3. The brown female puppy wasn't wearing a blue collar. Cashew didn't have a red collar, but he loved rawhide bones.
4. The white with brown patches puppy was male but he didn't have a blue collar. The spotted black and white puppy didn't like crunchy dog bones.
5. The four puppies were the one with the purple collar, the black female puppy, Cashew, and the puppy who loved jerky strips.
6. Toy was not the black puppy and she didn't like crunchy bones.



# Meet the Players...



*From Cheryl's Bridge Winner's Profile...*

## *Favorite Bridge Memory*

"San Francisco Nationals 2006. NA Swiss Day 2. Playing with Jo Ginsberg. Each person at the table had a void. I played 6C-doubled making. Double was a lighter double. Defense only got the opening ruff. If they had led the suit they bid and raised, I would have gone down, getting tapped out. At other table they played 6H-doubled my direction and went down 1. Lew could tell you for sure how many IMPS we won, but I think it was 19."

## *Regular Bridge Partners*

Yul Inn

## *Member of Bridge Club(s)*

Palo Alto, CA, San Jose, CA

## *Favorite Conventions*

All the great stuff that Yul makes up that is pretty hard to remember and never comes up but is still way cool

## *BBO Username*

ironmom

## *ACBL Ranking*

Gold Life Master



**Cheryl Mandala** is a registered nurse, taking care of women with high-risk pregnancies. She enjoys hiking, taking science classes, watching "The Voice" (Michelle!!), and hanging out with my awesome friends. She says she is married to her best friend, bridge partner, and love of her life, Yul Inn. She and Yul have two wonderful children, Jeremy (age 19) and Angie (age 16), and a sweet and beautiful tortoiseshell cat, Lexie.

On opening his new store, a man received a bouquet of flowers. He became dismayed on reading the enclosed card, that it expressed "Deepest Sympathy". While puzzling over the message, his telephone rang. It was the florist, apologizing for having sent the wrong card. "Oh, it's alright." said the storekeeper. "I'm a businessman and I understand how these things can happen." "But," added the florist, "I accidentally sent your card to a funeral party." "Well, what did it say?" ask the storekeeper. "'Congratulations on your new location'." was the reply.

Oops...


4	5	9	4	3	8	7
2	3	8	4	7	9	1
7	1	6	8	2	5	9
8	4	7	9	5	2	6
9	6	3	1	4	8	5
1	2	5	7	3	6	8
6	9	4	5	1	3	7
3	8	2	6	9	7	4
5	7	1	2	8	4	3

3	1	7	8	6	9	2
2	9	5	7	1	4	3
6	8	4	5	3	2	9
9	5	2	1	4	6	8
7	6	1	3	9	8	4
8	4	3	2	7	5	6
1	7	8	4	2	3	5
5	3	9	6	8	1	7
4	2	6	9	5	7	1

**Answer to Sudokus 1 & 2  
on page 13**

Answer to Sudoku 1

Answer to Sudoku 2



# USBF Supporting Membership

If you don't want to play in the USBF Championships that choose teams to represent the USA in the World Bridge Federation Championships, but do want to aid our events, a **Supporting Membership** can be the perfect way for you to be involved.

A Supporting Membership is \$25 for one year (\$75 for 3 years) and your donation will be used to cover inevitable expenses: attorney fees, accounting fees, website support services, tournament directors, insurance, WBF dues, and vugraph operators.

The USBF is an **all-volunteer** organization.

Our meetings are by conference call and at NABCS. Board members and the organization's officers are not compensated for meetings, travel, or hotel expenses.

We hope you will join us.

